



# Kampala City Transformation

*2011 - 2014*

Together we can transform Kampala city

# Location of Kampala City



# Brief on Kampala City

---

- **Kampala City is the Capital of Uganda located on the shores of L. Victoria.**
- **Strategically located with connecting roads to all neighboring countries (Rwanda, Burundi, Eastern DRC & South Sudan)**
- **Prior to April 2011, the City was managed as a local government and had been run down with poor service delivery.**
- **KCCA took over City Administration on behalf of Central government in April 2011.**
- **Our vision is to transform Kampala into a Vibrant, Attractive and Sustainable city**

# Kampala: City Profile

Kampala started as a municipality in **1947** became Uganda's capital city at independence in **1962**.

**Lakeside City**, on the shores of the second largest freshwater Lake in the world



**A green city - *The "Garden City of Africa"***

**Cultural City**



# Profile of Kampala City:

## City Population:

Resident popn is est. at **1.5 million** while day population est. at **4 million**.

60%

The city's contribution to Uganda's GDP.

5.2%

The current urban population growth rate

10 Million

Projected population by 2040 (source: KPDP).

# Kampala's Current realities

**Fastest growing Cities on the continent** At an **urbanization rate** of 5.2%


**Growing slums** juxtaposed with urban affluence



**Inadequate City Financing**

Current development characterized by **uncontrolled and unplanned settlements**

**Insufficient infrastructure**



# Kampala Transformation Journey

Kampala City Council (KCC) was replaced by **Kampala Capital City Authority** through an act of parliament (KCC Act 2010)

Introduced a professional technical wing headed by the Executive Director

Has Recruited a new professional and qualified staff to replace former KCC staff who were laid off

**Developed a new vision, mission and unveiled a new corporate identity**

**Vision:** “To be a **Vibrant**, **Attractive** and **Sustainable** City”

**Mission:** “To Deliver Quality Services in the City”

**Core Values:** **C**lient Care, **I**ntegrity, **T**eamwork,  
**I**nnovativeness, **E**xcellence



**Achievements  
so far**

# Infrastructure Development

**170 kms** of road constructed

**Over 25 kms** of drainages re-constructed

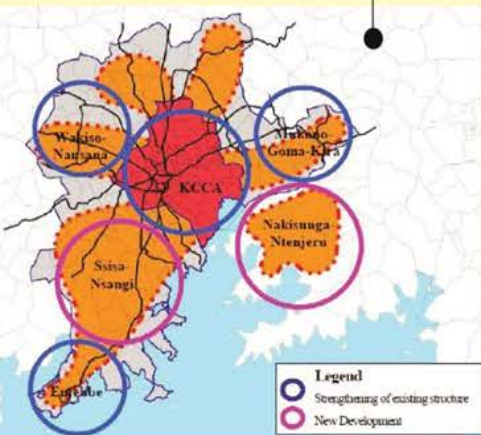
**3,500 Streetlights** reinstalled



# Achievements so far

## Urban Design

Integrated and regenerative urban planning as a key pillar of the City development policy



## Waste Management


Over **100%** increase in garbage collection



# Planned and Green Environment


## Renewable Energy

Promoting the use of renewable energy for street lighting



## Ecosystems

Developing initiatives to help restore the wetlands



Achievements  
so far

# Health Services

Installed a  
modern  
dialysis Unit

A modern Neo  
natal clinic  
established

5 Ambulances  
procured

Currently  
constructing 2  
Modern 170  
bed Hospitals



Achievements  
so far

# Sanitation & Garbage Management

## Waste Management

Over **100%** increase  
in garbage collection

Acquired **12**  
Garbage trucks

## Sanitation

Increased access to safe water  
Over **15** places of public  
convenience reconstructed



# Achievements so far

# Education Sector

Over **36** classrooms constructed  
**5** science laboratories constructed  
Supplied furniture to over **20** School

Children's library reopened



# Achievements so far

# Economic Development

## Work Spaces

Over **8,200** workspaces created  
**4.5 acres** of land procured for markets

## Enterprise Growth

Over **2,000** youth  
**15,000** community members equipped with business skills & start-up capital

## Urban Farming

Over **3,000** urban farmers supported with inputs & new farming techniques



# Achievements so far

# Operational Excellence

## Institutional Credibility

Restored institutional  
credibility  
and improved  
efficiency



## Finance Management

**132%** increase in  
Revenue collection



## Introduction of Online Services



# Achievements so far

# Operational Excellence

## Work Spaces

Assets value increased by **1000%** now over **UGX 450 Bn**



## Staffing

Over **401** competent staff recruited **Zero tolerance to corruption**



## Awards

Received several Local & International awards



# Plans going forward

# Operational Excellence

## Revenue Mobilisation

- Enhancing own source revenue mobilization.
- Achieving investment grade credit rating

## Promote use of Technology

Promote use of technology in service delivery



## Alternative Financing

Promote use of alternative financing mechanisms



Plans going forward

# Economic Development

## Infrastructure

### BRT

Construction of a BRT system to promote efficient mass public transport



### NMT

Prompting NMT as a sustainable transport mode



### Cable Cars

Introduction of cable cars as an alternative transport mode



### Light Rail

Revamping the passenger rail transport and construction of a light rail system



### Road Construction

600 kms of City roads rehabilitated



# Plans going forward

# Economic Development

## Enterprise Development

Construction of business & artisan parks to support SME development



## Promoting Urban Tourism

Promoting tourism to support the local economy



## Food Production

Up scaling urban agricultural production



# Plans going forward

# Planned and Green Environment

## Integrated Urban Design

Developing detailed neighborhood plans and a comprehensive street address system



## Waste Management

Partnering with the Private sector to enhance waste management and recycling



## Renewable Energy

Making Renewable energy a core pillar of our energy policy



## Revamping Ecosystems

Revamping the city's green spaces and public parks. **To plant 50,000 trees**



# Major Challenges

## Funding

not being able to do everything that we are capable of doing as a result of limited funding

## Increased Public Expectation

KCCA has now established reputation a reputation of efficient service delivery and raised public expectations

## Lack of empirical data

Well researched and periodical data to inform planning and policy formulation

# Sub Saharan Africa over the next 2 decades

- Population growth est to grow by over 5%
- Urbanisation – 60% of population to be living in Cities
- Poor urban planning and policy in place
- Currently one of the regions with the highest number of large scale projects
-

# How Can IGC Help?

## **KCCA needs research to inform major policy decisions:**

- How to enhance productivity
- How to guide large infrastructure decisions, particularly in transport?
- How to improve service delivery?
- How to improve Local Revenues ?
- How to harness new data sources:
  - mobile phone data,
  - mobile money transactions,
  - satellite roof counts,
  - digital tax records?
- RCTs?
- Spatial quantitative equilibrium models?
- Documenting the current Problems
- Identification of innovative solutions

Thank  
You  
and

Welcome  
to  
Kampala  
City



E-mail: [info@kcca.go.ug](mailto:info@kcca.go.ug)

Web [www.kcca.go.ug](http://www.kcca.go.ug)

Facebook: [facebook/kccaug](https://www.facebook.com/kccaug)

Twitter: [t@KCCAUG](https://twitter.com/KCCAUG)

**Robert Kyukyu**

[rkyukyu@kcca.go.ug](mailto:rkyukyu@kcca.go.ug)

